

# LexisNexis® SmartIndexing Technology™

## Index terms make it easy to pinpoint topics precisely

You know that your questions can be answered with the right documents. But do you know what words to select to identify those documents easily?

Let LexisNexis® SmartIndexing Technology™ work behind the scenes for you, adding tremendous power to simple search words.

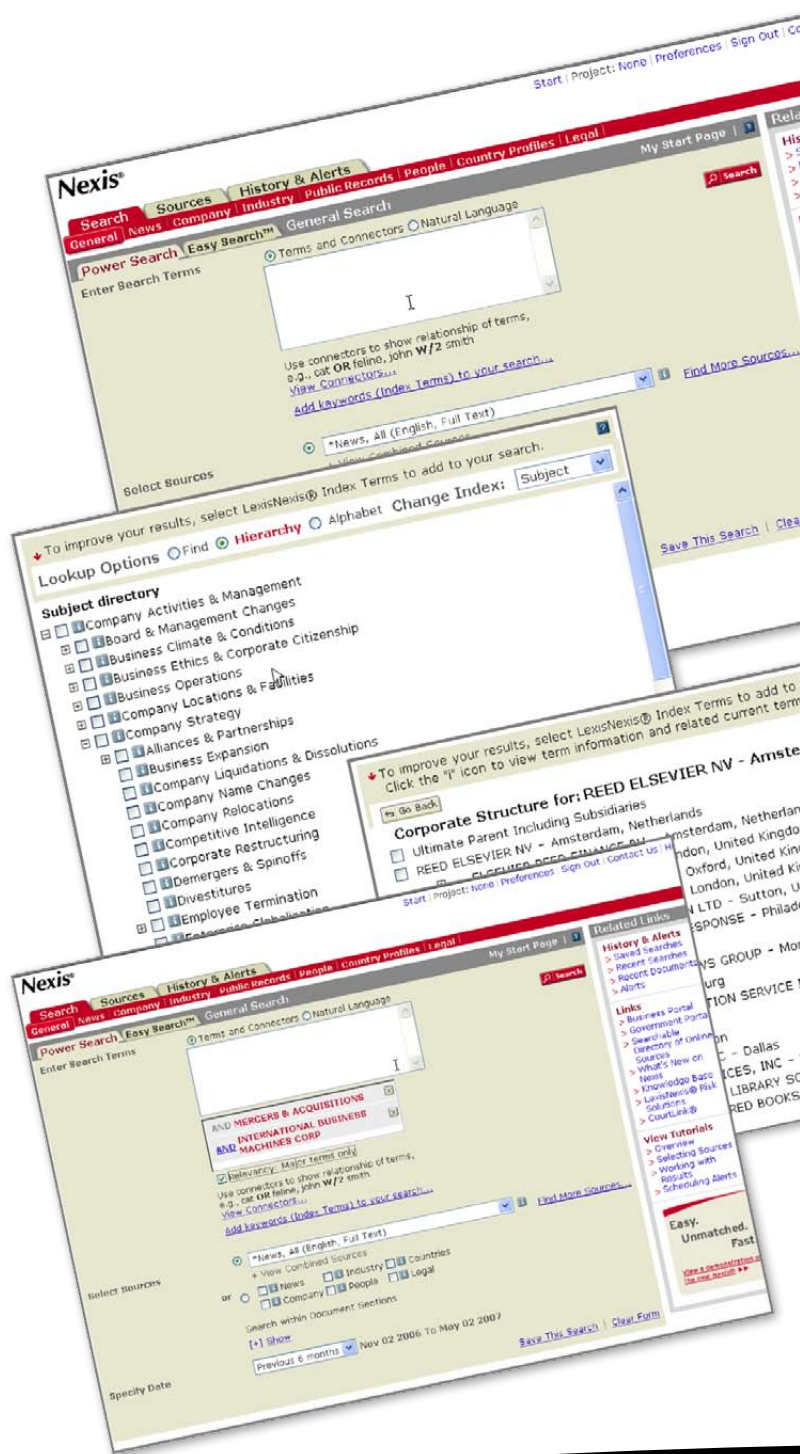
Here's how. LexisNexis SmartIndexing Technology labels news, business and legislative documents with controlled vocabularies (standardized index terms) for the companies, industries, subjects, people and locations discussed within those documents.

For example, search with *MERGERS & ACQUISITIONS* and get on-point references, no matter what words the article uses to define mergers. No synonyms needed. No false hits discussing celebrity weddings or personal shoppers.

Our team of information professionals and subject-matter experts creates, tests and maintains rules and computer algorithms that apply indexing to documents. Index terms tag new documents as they are added to the LexisNexis services — tens of thousands of documents daily.

## You reap the benefits of the expertise we provide. It's as simple as:




1. Selecting one or more terms from the Nexis® Index Term Lookup.
2. Adding the terms to your search request.



# Add word power to your research

## Find terms in the Nexis® Index Term Lookup

- Go to [www.lexis.com](http://www.lexis.com)
- Sign in
- Select the Power Search tab
- Click on the “Add keywords (Index Terms) to your search” link


- 1 In the pop-up window, search for the terms you want. You may either search for an index term using the Find feature or browse for an index term using the Hierarchy or Alphabet feature. Use the  icon to browse deeper into a category and the  icon to collapse a category.
- 2 Click the information icon  to view additional metadata related to a specific index term such as a scope note and frequently associated terms. For selected company index terms, you may view the corporate hierarchy of parents and subsidiaries.
- 3 Using the Index Term Lookup window, it's easy to find the right words to describe your precise topic. See page 4 for more detail on the content types and topics covered.

## Keep pace with change

New terms are added each month to reflect the evolving face of news, corporate and legislative information. To check a list of new terms, go to:

[law.lexisnexis.com/infopro/Training-and-Resources/SmartIndexing-Resource-Center/Finding-Index-Terms](http://law.lexisnexis.com/infopro/Training-and-Resources/SmartIndexing-Resource-Center/Finding-Index-Terms)  
and click to download the lists of new terms.

## Add terms to your search request

- 4 Select the checkbox next to a term to add it to your search. Click the “OK - Add to Search” button  when you have selected all the applicable index terms for your search.
- 5 This will populate the Power Search form with your selected index terms. On this screen, you can change the connectors between index terms, delete index terms, and select index term relevance before launching your search.

## Advanced Research Tip

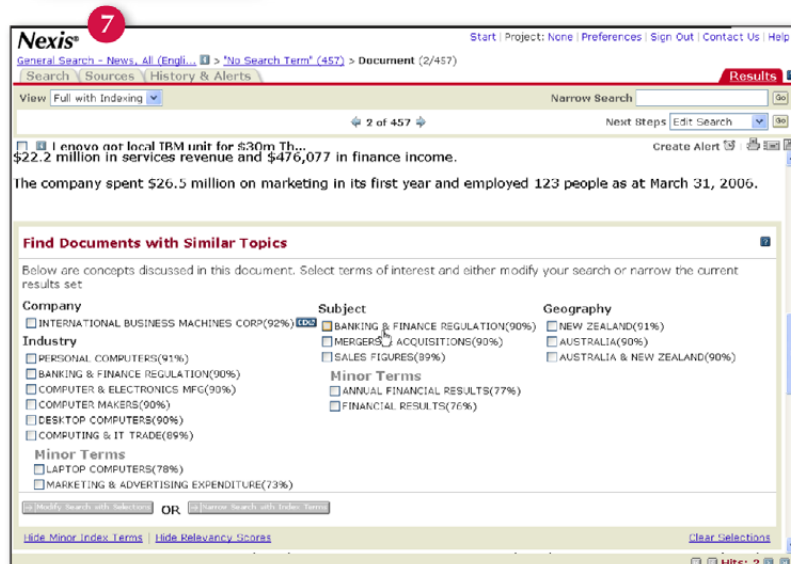
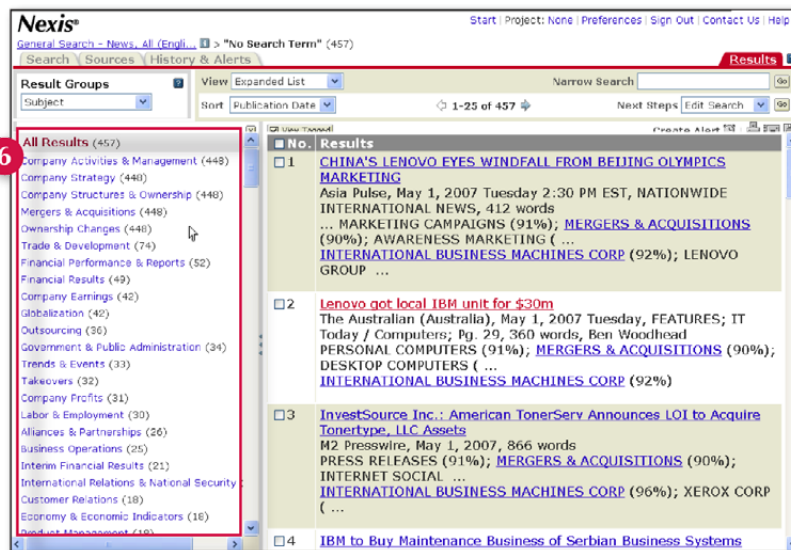
Use the power of LexisNexis SmartIndexing Technology to analyze answer sets and extend your searches.

### Results Groups

- 6 Results Groups help you analyze your answer sets more efficiently by providing filters for document categories, such as source type, industry, subject, company, person or location. The Results Groups pane shows the available categories and the number of documents participating in each category. Click a category to change the documents displayed in the main window. Take advantage of LexisNexis SmartIndexing Technology via the Results Groups feature even if your original search did not incorporate index terms.

### Find Documents With Similar Topics

- 7 The "Find Documents with Similar Topics" box appears at the bottom of full-text documents and displays the index terms that are tagged for the record being viewed. You may select any combination of the available index terms to either narrow your current search or launch a new search.



## LexisNexis SmartIndexing Technology™ covers:

### Content

All English-, German- and French-language newspapers, news wires, newsletters, magazines, journals and transcripts.

Federal Legislative sources, such as

- Full-text bills, bill-tracking reports and legislative forecasts
- Committee reports, prints and membership profile reports

State Legislative sources, such as

- Full-text bills and bill-tracking reports
- Regulation-tracking reports

Company Sources, such as

- Corporate directories and profiles
- SEC filings

### Names & Topics

#### 2,100+ subjects

Covering news, business, science and social topics such as Labor & Employment, Law & Legal System, Population & Demographics, Trends & Events and much more.

#### 2,800+ industries

Covering major industrial classifications such as Banking & Finance, Energy & Utilities, Manufacturing, Retail & Wholesale Trade and much more.

#### 330,000+ company names

Public and private companies worldwide.

#### 2,100+ people names

Worldwide politicians, government leaders and CEOs of major corporations; US Supreme Court Justices; and other newsworthy celebrities.

#### 700+ geographic locations

Continents and major world regions; all countries; states in the United States, Germany, India and Australia; provinces in Canada and China; departments and regions in France; major cities worldwide.



For more information on  
LexisNexis SmartIndexing Technology,  
call 1.800.227.4908